

# Guild at a Glance

June 2018

[www.victoriapotters.ca](http://www.victoriapotters.ca)

Volume 19 Issue 10

## June Meeting

Monday 7:30 PM June 11, 2018

Program: Finger Food and Show and Tell

### Reminders:

- Forward any newsletter items to [helen.pedneault@shaw.ca](mailto:helen.pedneault@shaw.ca) anytime during the summer up to August 30, 2018 for publication in the September newsletter
- Bring Donations for the Raffle Table

On a beautiful bright and breezy day on June 2<sup>nd</sup>, the annual SVIPG Show and Sale was visited by nearly 1,000 pottery lovers. A big thanks to **Nancy Fraser** for organizing the last three guild sales – no small feat and very much appreciated.

Nancy tells me that the best thing about organizing the sale has been the many folks who have volunteered to take on the myriad tasks and the willingness and helpfulness of everyone making those last minute 'day of sale' adjustments that are often needed. She laughingly relayed the fact that bushes grow and as a result some of the outside spaces are not as big as they were. And of course, we all have busy lives and things change so sometimes the numbers change.



Meet **Lynn Charman**, incoming Guild Sale Coordinator – whoop whoop!!

How great is that – Lynn, only a member for a couple of years - has stepped up to take on the organizing of the Guild sale for 2019. Lynn tells me that with Nancy's help passing the knowledge baton, her past experience producing television shows and the ready help of guild members should make this task do-able for her.



Our own official photographer **Elaine White**, suitably decked out in a fuchsia fascinator for the occasion.

**Libby Wray** with her hand built houses – scattered amongst her thrown work, including horsehair raku.



**Roger Champagne** – the guild lead on membership who keeps all the emails circulating - is shown here with his giant garden pots. Visiting Roger is Joan Kagan, long time guild member who divides her time potting between Victoria and Mexico.








**Marlene Bauer** showing one of her favourite pots (mine too!)

I don't know who prepared all the information boards at the hall entrance, but what a great idea.



Guild member  
**Leslie**

**Denko** checking out the sale and thinking about jumping in to a sales table at next year's Guild Sale. (Do it!!)

**Linda Vigliotti** with a lovely large pitcher in one of her signature glaze combos.





While chatting with **Eric Roberts** at his table I learned what to do if you ever have a casserole lid stick to the pot while drying. A few 'steam holes' gave the needed leverage for a thin tool to be inserted and the lid to be lifted without breaking.

**Irene Baker** didn't need the help of an artificial light for her table presentation – a sunny day and well placed window gave this dramatic effect.



Irene Baker with one of her frog plates







**Adrienne Aikins** enjoying the sunny outside locations (which were all snapped up in the first few hours of online registration for the show). I was particularly captured by her pitcher.




Many of the potters displaying their work added flowers to their displays – **Ester Galac's** use of Hellebore caught my eye in particular. With the lovely May we've had this year, there were lots of beautiful flowers interspersed amongst the displays.







Our past president **Muriel Sibley** was showing this luscious turquoise pot at her well visited table. Her ceramic art has a wide range from this cheeky fellow to hens and frogs



This eye catching colour combo of purple and red pots below is the work of hand builder **Rosemary Neering**







**Franziska Ebbesen-Ditter**, a photographer as well as a potter makes her own beautiful transfers to decorate her pots. She assures me it is very easy, but given how fine, detailed and clear her print transfers are I suspect there is more to the process than 'easy' perhaps describes. The topic would make a great guild program for the new year.

I always thought producing small pieces, such as jewellery for my sales would be a simple, easy option rather than always throwing something. I was wrong. To produce lovely jewellery like this set of earrings made by **Sonia Lesage**, one needs patience, precision and attention to detail and scale. How she manages that, plus her other ceramic work (like the beautiful bowls to the right) and a wee baby not yet 6 months is a mystery to me.





The colours chosen for this platter plus the life in the carving bring the seaweed to life in this large platter created by **Priska Stabel**.



As well as admiring the many lovely pots with dynamic glazes like these plates by **Pam**

**Bradley**, I was struck by the many interesting display options and got lots of good ideas for some sources for inexpensive crates for creating plinths.







**Susan Whitham** has been exploring many sculptural shapes inspired by her other love of hiking and snorkeling. How the glazing is done on these pieces would be another interesting topic for a Guild program

**Derek Kasper** discussing the fine points of one of his pots with official photographer Elaine White.

Derek's bowl 'tranquil waves' (below) was recently chosen as 'Best 3D' in the Art Victoria Now exhibition. Derek kindly shared all the technical details of this marvelous bowl for our members.




*From Derek: It was a bag of M370 from Plainsman. Final dimensions were about the old Pi ratio—22" x 7". (Coincidentally) Thrown diameter was about 25" but shrinkage will have its way. 3 glazes were used, a glossy black which many years ago started out as "emerald green" at Cedar Hill Rec Centre and two variations on the "water blue" glaze I brought to the guild on a porcelain bowl, by Tony Hansen. The water blue has turned out to be a disappointment because the CuO sinks out of the glaze mix faster than you can shake and stir it leading to pretty uneven colour. And, the formulation was supposed to be craze free on Polar Ice, which didn't turn out to be the case, but works better on M370. However, with 7% 6306 Mason blue it makes the blue on the bowl, with the ridges highlighted by the water blue. Entirely bland firing—temperature corrected, right on witness cone 6, basic slow glaze program from Cone Art.*

[https://digitalfire.com/4sight/recipes/cone\\_6\\_clear\\_fluid-melt\\_clear\\_base\\_glaze\\_125.html](https://digitalfire.com/4sight/recipes/cone_6_clear_fluid-melt_clear_base_glaze_125.html)





From fairy houses to octopus, **Sharon Burley's** pots were a wonderful illustration of complex textures. Hint: the texture for the 'wood' roof on this fairy house was helped by a piece of bark.





## ADVERTISING RATES

Business card size (2" x 3 1/2"):

\$10 per issue

or

\$75 for 10 issues

Quarter page ad (3 1/2" x 4 3/4")

\$20 per issue

Or

\$150 for 10 issues

Sales announcements, events, classified ads:

**FREE**

Contact the *At a Glance* editor

[helen.pedneault@shaw.ca](mailto:helen.pedneault@shaw.ca)

## Guild <sup>at a</sup> Glance

is the newsletter for the South Vancouver Island Potters Guild.

It is published monthly, September through June. It's distributed by email to all members and some copies are available at Guild meetings. The newsletter is also posted online at [www.victoriapotters.ca](http://www.victoriapotters.ca)

Articles and items of interest to members are welcome and will be included as space permits. Items for inclusion are best emailed to the editor

[helen.pedneault@shaw.ca](mailto:helen.pedneault@shaw.ca)

**SUBMISSIONS REQUESTED BEFORE  
THE FIRST OF THE MONTH**

### The Executive

President:	Daniel Casey	250 418 0814
Vice-Pres:	Pam Truscott-White	250.474.5434
Secretary:	Derek Kasper.	250.995.2905
Treasurer:	Linda Vigliotti	250.479.5966
Archivist:		
Coffee:	Sharon Burley	250 818 7427
Library:	Nancy Wall	250.479.3524
	Kris Jeffrey	250.384.5344
	Belle Leon.	250.382.1326
Membership:	Roger Champagne	250.388.9642
Newsletter	Helen Pedneault	250 383 5808
Program Coordinator:	Monika Burrell	778 351 3988
Raffle:		
	Ester Galac.	250.658.4523
	Tobias Tomlinson	250.383.3893
Webmaster:		
	Nancy Fraser	250 508-2053



**Victoria  
Clay Art**

654 Burnside Road W.  
Victoria BC V8Z 1M8

*Here is a list of my favorite pottery tools, glazes and things. Dan*

**All available at Victoria Clay Art**

Mud Tool Ribbs  
Amaco PC-20 Blue Rutile [cone 6]  
Alphabet Stamp Set  
2" Goat Hair Fan Brush  
Magic Water  
Stroke & Coat SC-74 Hot Tomale [cone 08-10]  
MKM Finger Rollers  
Xiem Telescoping Sponge on a Stick  
Mud Tool Blue Sponge  
Amaco Velvet Underglaze V-361 Jet Black  
Aardvark Cone 5 BEE-Mix  
Mud Tool Clay Cutting Wire [green handle]  
MKM Wood Stamps  
Paper Clay cone 06, 6, or 10

**Come in and look around, we're open  
10:00am to 5:00pm Mon-Sat**



## Vancouver Island Pottery Supply

### Has Moved

Hello to all our valued customers, this is notice that VIPS has moved.

Our new address is:

515 Stanford Avenue E.  
Parksville, BC  
V9T 6V6

We have the same phone number and website address. We have a new email address.

Cheers, Donna

Ph: 1-250-248-2314

E-Mail: [sales@vipottersupply.com](mailto:sales@vipottersupply.com)  
(new email address!!)

Web: [www.vipottersupply.com](http://www.vipottersupply.com)

**REMEMBER** – among others, 2 great benefits to being in the South Vancouver Island Potters Guild are:

- 1) the library
- 2) access to the BC Potter's Guild newsletter online. Roger C. sends us the username and password each month.

So ... check them out! They're worth using!

## DISCOVERY ART TRAVEL



### OVERSEAS CERAMIC WORKSHOPS & TOURS WITH DISCOVERY ART TRAVEL

DENYS JAMES

### MOROCCO CERAMICS EXCURSION

October 7-28, 2019.

#### CREATIVE TRAVEL - LEARNING VACATIONS the amazing history and culture of MOROCCO

Visit the imperial cities of Rabat, Meknes, Fez and Marrakesh

- Explore the ancient Roman ruins and mosaics at Volubilis
- Wander the narrow lanes of Chefchaouen with its red tiled roofs and bright blue buildings.
- Work with the women potters in the hilltop village of D'Har
- Discover Berber traditional pottery, adobe architecture, Moroccan tile art, and traditional crafts in Morocco.
- Visit the potteries in Fes and Safi -producers of highly decorated and brightly coloured glazed wares.
- Enjoy Moroccan food, music, gardens.
- Learn about Moroccan history, culture, customs from our on board guide and interpreter.

**Specialty Small Group Art Travel**

[www.discoveryarttravel.com](http://www.discoveryarttravel.com)

[denys@denysjames.com](mailto:denys@denysjames.com)

1-250-537-4906

*When you shop – please mention to our advertisers that you learned about them in the  
Guild Newsletter.*