

Guild at a Glance

South Vancouver Island Potters' Guild meets the 2nd Monday of the month at 4733 West Saanich Road, Victoria

September 9, 2013

www.victoriapotters.ca

Volume 15 Issue 1

June's Meeting – Swap and Nosh

At our last meeting we continued our tradition of ending our 'year' with a celebration – sharing the bounty of our potteries and kitchens. Although the editor ate entirely too much to remember details - a great time was had by all!



**The next Guild Meeting
will be determined tonight**

**We meet at:
7:30 at St. Michael's
Anglican Church
4733 West Saanich Road**

***Don't forget the
Raffle !***



Member's Activities

2013 SVIPG Sale – A Success!



It seems most guild members were too busy setting up and selling at the summer sale to take photos of the busy-ness.

But, from all accounts, the sale was a success

Congratulations to all!

At MISSA with Aguilar



Daniel Casey, Rachel Coward and Kris Jeffrey took the "Raku and Beyond" course from Larry Aguilar.

Soda Firing At MISSA with De Weese

page 3



Derek Kaspar & Kris Jeffery keep an eye on the kiln with great results (thanks to Josh DeWeese and tech Dan Severance).

Three Dimensions with Pistrocci at MISSA





Alice McLean took the course taught by (SVIPG's own) Angela Pistrocci.

Angela Pistrocci and Josh DeWeese are discussing the intended look of a pot that Josh made and Angela decorated.



Making Patterned Coloured Clay with Piteka at MISSA



Patterned colored clay 'Murrini' Loaves (sometimes referred to as Nerikomi).


Vince [Pitelka] gave excellent one-on-one attention to the 9 participants, provided detailed notes and showed some wonderful slides of pottery by various artists working in this style. Some of my favorite's were by C. Benzle, T. Hoadley, M. Haley & S. Siegele, D. Feibleman and C. Campbell.

We began by wedging Mason stains (primary colors + black, brown) into 5 pound blocks of white clay and learned how to make a "Veneer Slicer" that could be adjusted for thicknesses - from 1/32" to 1/2" (our course fees covered one to take home, made by Vince). Each day we made a couple of loaves, using Vince's patterns with names like wood-grain, feather-comb, brick wall, herringbone, polka-dot, parquet and granite.

Once the loaves were complete we sliced off thin veneers (cross-section) to attach to a large thin slab using a spritz of vinegar water. From the slabs we could make simple footed trays (using hump molds), lidded boxes, etc. Or to apply pieces of veneer to leather-hard thrown pieces (i.e. vases, tumblers) we used plastic-wrap on one side while placing and rolling in place with a small brayer.

Once pieces are dried (very slowly) and bisque fired, a clear glaze can be used for functional ware, or for decorative items a light sanding might be preferred. Of course we were encouraged to create our own colored loaf designs and investigate new way and unconventional ways to use colored clay.

by Nancy Wall, Earthen Vessels Pottery



Raku at Cobble Hill

The intrepid North of the Malahat Folks (including Penny Jones, Susan Whitham et al) held a raku and sagar firings at Cobble Hill over the summer.



My Summer Vacation – The Leach Pottery

I was fortunate to make a journey that included St. Ives, Cornwall and a visit to Leach Pottery. We traveled to St Ives on a tiny train filled with sun seekers loaded with beach gear. We left the train and all other travelers as we headed up a long hill to the pottery. What I expected coming to this shrine, this 'Mecca' of potters, was to experience awe and yes I did



The studio is left much as it had been when Bernard was in charge. His tools are set out on the bench, his books line the shelf and only the fireplace needs to be lit. At the end of each work day he would meet with his fellow potters around that fireplace to discuss the firing, the pots, all things esoteric, aesthetic, and mundane.



There is a locked red door that leads to his private work area where Bernard produced the exceptional pieces that kept the Leach Pottery going.



His shoes remain by the door -never to be filled.

Nancy Alexander

. There are three kilns, the 'climbing' three chamber kiln once burned wood then oil, a gas kiln and last an electric. The leach wheel is there, grinders, mixers and mills all things expected.

Summer Activity on Hornby Island



Over the past winter, I purchased a 10 cubic foot Estrin Kiln and had the power to our cottage on Hornby Island upgraded so that I could fire on Hornby as well as in Victoria. This has greatly improved things on Hornby for me. In the past I would throw at my Hornby studio during the summer months, drive my greenware down a very bumpy road to a local potter who would bisque it for me and then pack up the bisque ware and drive it down to Victoria where I would glaze it in my Victoria studio and fire it in the kiln there and then pack it all up and bring it back to Hornby for sale in the Farmers' Market during the summer months. The Estrin's interior dimensions are large, so I'm planning on expanding my current ware to include large platters. This Hornby 'big boy' is going to be great!

Helen Pednault

Pottery on the Oregon Coast

Headed down the Oregon coast in mid-May and, as always, looking for interesting pottery, especially hand-built. Cannon Beach is a disappointment, nothing open and nothing very intriguing as we peer through shop windows. South again, we decide to stay in Lincoln City for no particular reason except that it is Friday night and a beautiful weekend coming up: time to find a motel.

And pick up a local tourist publication that mentions Mossy Creek Pottery. Yes, they are open, every day of the year except Christmas and Thanksgiving, so we check in, and head the few kilometres south to Gleneden Beach.

Mossy Creek is hidden away in a funky building with a lovely garden up a side road east of the coast road by Siletz Bay. They have been there for 40 years; they show the works of some 45 potters including owner and resident potter Dan Wheeler. Lots of wheel-thrown work, but what catches my eye is the handbuilt stuff: brilliantly coloured vases in stunning blues and reds, plates and sushi trays and garlic graters textured with lava rock, and much more. See their website at www.mossycreekpottery.com.

Further south a few days later, we find the new Earthworks Gallery on Newport's main street. Earthworks has another gallery in Yachats: I can't decide which one I like better. Though it specializes in Northwest pottery and glass, it also has other art forms: check them out at <http://www.gocybervision.com/earthwork/>

Rosemary Neering



Earthworks Gallery



Upcoming Events

First Nations, Inuit & Métis Art Show

September 24 to October 12, 2013

Daily - Monday to Saturday

Mary Winspear Centre

Sidney, BC

Upcoming Events

page 7

Souper Bowls 2013

will be held at the Inn at Laurel Point on **Wednesday, November. 13th.** Last year SVIPG members did a fantastic job of making soup bowls and comments about them from the public were enthusiastically positive!

Again we are asking members to make whatever they can. It's not too soon to start! If you have other pottery items you would like to donate they are welcome, too, for the pottery sales table.

Helen Hughes will provide more details about the event at the Sept. 9th Guild meeting and if you already have bowls, etc. to donate, I am sure she will be glad to take them.

This yearly event provides funds for the Youth Empowerment Society to continue helping vulnerable youth, ages 13 to 18, and their families. [www.vyes.ca]

I'm still looking for a few more vendors for this years Craft Cartel. There will be over 50 designers, live music, food, a bar. This is sure to be the biggest indie arts market in Victoria, with the buzz already growing.

Applications are up on the website at:

Craft Cartel

2013

Congress Collective
November 22nd & 23rd
DaVinci Center 105 Bay St

please email me with any questions. Cheers, Paige Coull
<http://blackbirdstudios.me>
blackbirdstudio@live.com

multi media Fine Art Exhibition

Call for Artists

Deadline Tuesday, September 24, 2013 @ 4pm

For more information email:

admin@ladysmithwaterfrontgallery.com

October 4 - 29, 2013
Waterfront Gallery,
Ladysmith, BC
250-245-1252

ADVERTIZING RATES

Business card size (2" X 3 1/2") :

\$10 per issue

or

\$75 for 10 issues

Quarter page ad (3 1/2" x 4 3/4") :

\$20 per issue

or

\$150 for 10 issues

**Sale announcements, events,
classified ads:**

FREE

contact editor at:
eartharts@me.com

Guild at a Glance

... is the newsletter for the South Vancouver Island Potters Guild.

It is published monthly, September through June, and is available on line at: www.victoriapotters.ca

Articles and items of interest to members are welcome and will be included as space permits.

Items for inclusion are best emailed to the editor, Louise P, at: eartharts@shaw.ca

SUBMISSION DEADLINE

The earlier submissions are received, the more likely there will be room to include them. Our meetings are held the second Monday of each month. Be kind to the editor, please send items for inclusion *before* the

FIRST MONDAY OF EACH MONTH

Newsletter Staff

program writer: Heidi R. 250-479-6470

editor: Louise P. 250-655-3811

Vancouver Island Potters Supply

Your top source for pottery supplies on Vancouver Island

Now 4 convenient ways to shop!

In person Monday to Friday 9 am- 4 pm

By Phone 250-248-2314

Email vipsclay@hotmail.com

Fax 250-248-2318



Visit our website at:
www.vipottersupply.com

#2 1009 Herring Gull Way
Parksville, BC, V9P 2N1
Open Monday to Friday
9 am – 4 pm



Victoria Clay Art

654 Burnside Road W.
Victoria BC V8Z 1M8
250 384-3831
vcart@shaw.ca

We're now stocking heavy duty canvas from Pakistan. Great for making wareboards or wedging tables. \$8.95 per yard.

Custom wareboards are available as well, call for details.

Dirty Girl pottery tools available including foot fetish, wiggle wire and oak angle wood tools. These make great stocking stuffers.

We have tea pot handles from England, finest quality cane sized from 3" to 8". Great selection, priced from \$5.75 to \$12.95 each.

Great new items in stock for texture on clay such as: Amaco rollers, Mayco designer stamps, wooden rollers, star cutters, ribs, haxe tool, paddles, alphabet and number stamps, rasps, slip trailers, etc.

Pottery @ Greenglade Community Centre



Fall Courses & Workshops for all ages from tots to 60 years+.

Drop-in times also available.



250.656.7271 www.panoramarecreation.ca

... When you shop – please mention to our advertisers that you learned about them in the Guild Newsletter.

Discovery Art Travel



**Ceramics Excursions
with Denys James**

**Crete/Greece
Morocco
Myanmar
(Burma)**

www.denysjames.com
TEL: 1-250-537-4906